



DESIGNER COLLECTION TUBS MODEL # 175

Metro 3

66.125" x 42" x 21"

GENERAL SPECIFICATIONS:

Material - Acrylic

Installation - Drop-in or Undermount

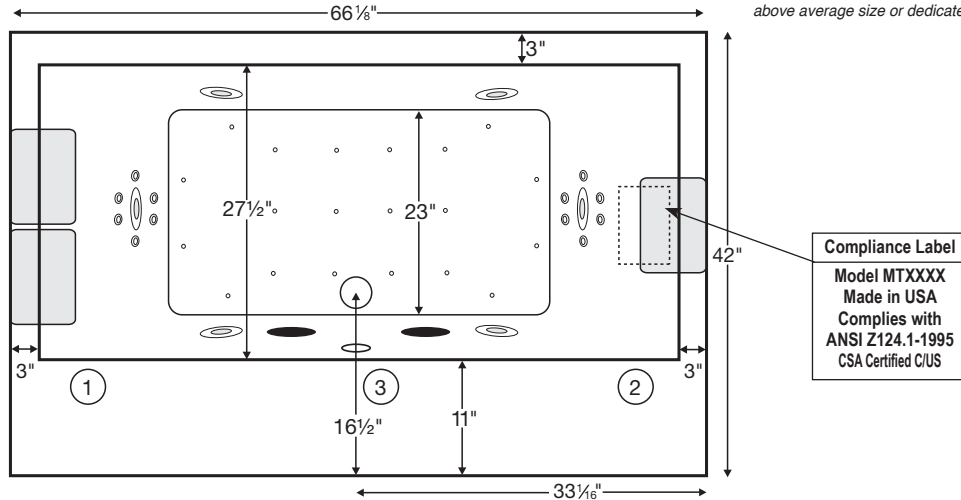
Plumbed Weight - 120 lbs / 55 kg

Soaker Weight - 90 lbs / 41 kg

Average Fill - 50 gal to above jet level

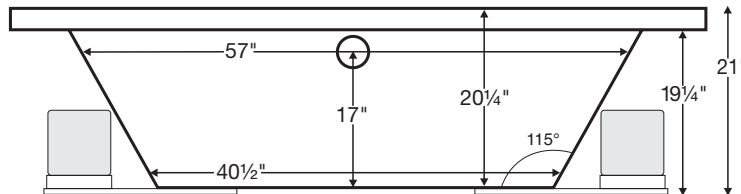
Maximum Fill - 80 gal to overflow

NOTE: Filling this tub to the maximum may require an above average size or dedicated water heater.



Numbered areas on tub deck represent possible locations to install cleaning systems, faucets and other fixtures.

Shown with Air Massage and Ultra Whirlpool Package.



IMPORTANT:
Air baths and tubs with a pre-leveled foam base or frame system add 2-3" to overall tub height.

NOTE: When the Metro 3 is installed using the contemporary tub surround with front glass shelves, wall-mounted filler valves are recommended. Additional access must be provided when a combination or Ultra package is ordered.

ELECTRICAL COMPONENTS & SPECIFICATIONS

Required Electrical Service - 110 Volt

Hydrotherapy Package	Components Included	GFCI
Standard Whirlpool	2-bhp pump	1-15 amp
Ultra Whirlpool	2 2-bhp pumps, inline heater	2-20 amp
Air Massage	heated blower	1-15 amp
Air Massage Elite	heated blower, chromatherapy	1-15 amp
Air Massage with Standard Whirlpool	2-bhp pump, heated blower	2-15 amp
Air Massage with Ultra Whirlpool	2 2-bhp pumps, inline heater, heated blower	2-20 amp
Air Massage Elite with Standard Whirlpool	2-bhp pump, heated blower, chromatherapy	2-15 amp
Air Massage Elite with Ultra Whirlpool	2 2-bhp pumps, inline heater, heated blower, chromatherapy	2-20 amp

For electrical requirements of tub options, see page C-2.










CSA Certified C/US; ANSI Z124.1 for plastic tubs and ANSI 112.19.7 for whirlpool components.

IMPORTANT ORDERING & INSTALLATION INFORMATION:

- Before ordering or installing, please consider future access to equipment.
- Add bedding compound to fully level and support bottom of tub.
- Tubs equipped with an air bath or a pre-leveled foam base are designed to rest on the floor *without* bedding compound, provided the floor is level.
- **Overall tub height is increased by approx. 2-3" when tub is equipped with any air bath package or when pre-leveled foam base or frame system is ordered.**
- Please measure tub **on-site** before building tub decking.
- If you are planning to use a glass enclosure, MTI must be advised when ordering for possible relocation of controls.
- Suction and control locations may vary.
- Specifications and configurations are subject to change without notice.
- Measurements are $\pm 1/2"$ and are subject to change without notice.
- Measurements herein supersede all others published prior to publication date shown below.

See the "Designer Collection Tubs Installation & Operation Manual" included with tub delivery or go to mtibaths.com/support/installation_operation/manuals for all the information necessary to install and operate the tub.

MTI's Customer Service Department is available Monday-Friday 8am-6pm EST at 800-783-8827 or customerservice@mtibaths.com to answer any questions pertaining to ordering or installation.

Hydrotherapy Packages		Package Contents	Standard Pump/Blower Locations	Part # <i>Specify 'DI' for drop-in or 'UM' for undermount</i>	MSRP
Soaker		soaking bath - no jets		S175-DI S175-UM	\$1,950
Whirlpool Packages	<i>Standard Whirlpool</i>	6 point-massage jets, 2-bhp pump		P175-DI P175-UM	\$3,750
	<i>Ultra Whirlpool</i>	6 point-massage jets, 12 micro-jets with Tsubo massage, 2 2-bhp pumps, inline heater		P175U-DI P175U-UM	\$6,155
	<i>Air Massage</i>	20 air jets, heated air blower, Aromatherapy, pre-leveled foam base (increases overall height 2-3")		AST175-DI AST175-UM	\$4,550
	<i>Air Massage Elite</i>	30 air jets, heated air blower, Aromatherapy, Chromatherapy LED lighting, Spa Mode, pre-leveled foam base (increases overall height 2-3")		AE175-DI AE175-UM	\$6,150
Air Bath / Whirlpool Combo Packages	<i>Air Massage with Standard Whirlpool</i>	6 point-massage jets, 2-bhp pump, 20 air jets, heated air blower, Aromatherapy, pre-leveled foam base (increases overall height 2-3")		AW175-DI AW175-UM	\$6,445
	<i>Air Massage with Ultra Whirlpool</i>	6 point-massage jets, 12 micro-jets with Tsubo massage, 2 2-bhp pumps, inline heater, 20 air jets, heated air blower, Aromatherapy, pre-leveled foam base (increases overall height 2-3")		AU175-DI AU175-UM	\$9,370
	<i>Air Massage Elite with Standard Whirlpool</i>	6 point-massage jets, 2-bhp pump, 30 air jets, heated air blower, Aromatherapy, Chromatherapy LED lighting, Spa Mode, pre-leveled foam base (increases overall height 2-3")		AEAP175-DI AEAP175-UM	\$8,460
	<i>Air Massage Elite with Ultra Whirlpool</i>	6 point-massage jets, 12 micro-jets with Tsubo massage, 2 2-bhp pumps, inline heater, 30 air jets, heated air blower, Aromatherapy, Chromatherapy LED lighting, Spa Mode, pre-leveled foam base (increases overall height 2-3")		AEAP175U-DI AEAP175U-UM	\$10,810

Lead Time - Soakers and Whirlpool Packages - 5 business days
Air Baths and Combo Packages - 7 business days

NOTES: • Aromatherapy is eliminated for undermount applications
• Air Baths, Pre-Leveled Foam Base or Frame Systems increase overall height by 2-3".

Premium Options	NOTE: part codes for all options listed in parenthesis.
Stream Bath - provides a relaxing water current (STREAM) \$1,695 Available for soaker or air bath packages only. See p. C-3 for detailed specifications.	
Radiance - integrated tub shell heating system (RAD100) \$999 see p. C-5	
Chromatherapy - underwater LED lighting (LE) \$560 see p. C-6 Included in some hydrotherapy packages listed above.	
Stereo H₂O - includes 4 integrated audio transducers (STEREOH2O) \$1,099 Requires audio source(s) and amplification not provided by MTI - see p. C-7.	
Standard Options	
Standard Colors: White (CWH), Bone (CBN), Biscuit (CBS) Color Upgrade: (COL2) \$485 See p. C-1 for individual color part codes.	
Quick Ship - reduces lead time - please call for availability (QSPRI) \$350	
Textured, Slip-Resistant Bottom - meets ASTM F-462-1994 (TXBTM) \$70	
Virtual Spout - high-flow integrated tub filler (FPMJ) \$300 see p. C-11	
Inline Heater - included in some hydrotherapy packages listed above - see p. C-9 Whirlpools or Combo Packages (HTI) \$495 Soaker, Air Baths or Stream Bath (HTISOAK) \$695 Includes a recirculating pump.	
Installation Aids	
Tile Flange must specify flange location(s) on order - see p. C-26 Factory-Installed on 3 sides - rigid ABS (TFK3) \$175 Field Install Kit - includes rigid ABS & adhesive (TFKNI) \$160	
Pre-Leveled Foam Base - for soaker or whirlpools (PLFOAM) \$165 see p. C-27	
Pre-Leveled Frame and Foam Base (PLF) \$475 see p. C-27	
Pre-Leveled Frame and Foam Base with Skirting see pp. C-27-C-29 for info.	
Contemporary Tub Surround - also includes pre-leveled foam base - see p. C-30	

Accessories & Hardware for All Packages
Drain Kits - other finishes also available see pp. C-12-13
Toe-Tap with Slim-Line Integrated Overflow Choose from: Chrome (SLOT), Brushed Nickel (SLOTBN), Polished Nickel (SLOTPN) or White (SLOTWH) \$400
Toe-Tap with Rectangular Overflow - Chrome (WOTRC) \$260 ; Brushed Nickel (WOTRBN) \$265 ; White (WOTRW) \$265
Toe-Tap with Round Overflow - Chrome (WOTTC) \$260 ; Brushed Nickel (WOTTBN) \$265 ; Polished Nickel (WOTTPN) \$315
Cable Driven - Chrome (WOCD) \$290 ; Brushed Nickel (WOCDN) \$335 ; Polished Nickel (WOCDPN) \$475 ; Oil-Rubbed Bronze (WOCDOR) \$475
Lift & Turn - Chrome (WOC) \$115 ; Brushed Nickel (WOBN) \$210
Grab Bars - 9" Curved, set of 2 see p. C-14 Acrylic - color-matched with tub - standard colors only (GB) \$290 Metal - Chrome (GBMCC), Brushed Nickel (GBMCBN) \$320
Pillows - from \$115 see p. C-14
Teak Tub Tray - Slatted (TK-TRAY1) or Solid (TK-TRAY2) \$395 see p. C-15
Teak Bath Mat (TK-MAT3018) \$395 custom sizes also available - see p. C-15
Accessories & Cleaning Systems for Whirlpool Packages
Trim Kits - must be ordered at time of tub purchase; other finishes available - see p. C-19 Standard Whirlpool - Chrome (TRC) \$220 ; Brushed Nickel (TRBN) \$550 Ultra Whirlpool - Chrome (TRCU) \$295 ; Brushed Nickel (TRBNU) \$750
Pump Upgrade - 3-bhp (PUMP3) \$230
Additional Jet Options see p. C-18
Whirlpool Cleaning Systems - see pp. C-20-24 Fill-Flush (FFSO) \$560 ; Simple Touch (FFE) \$650
Ozonator - bath water purification system (OZONE) \$495 see p. C-25

Note: Addition of options may alter standard pump/blower locations shown above.