



## DESIGNER COLLECTION TUBS MODEL # 69

# Jasmine 1

## 65.5" x 65.5" x 24.875"

### GENERAL SPECIFICATIONS:

**Material** - Acrylic

**Installation** - Drop-in or Undermount

*Not recommended as a tub / shower combination.*

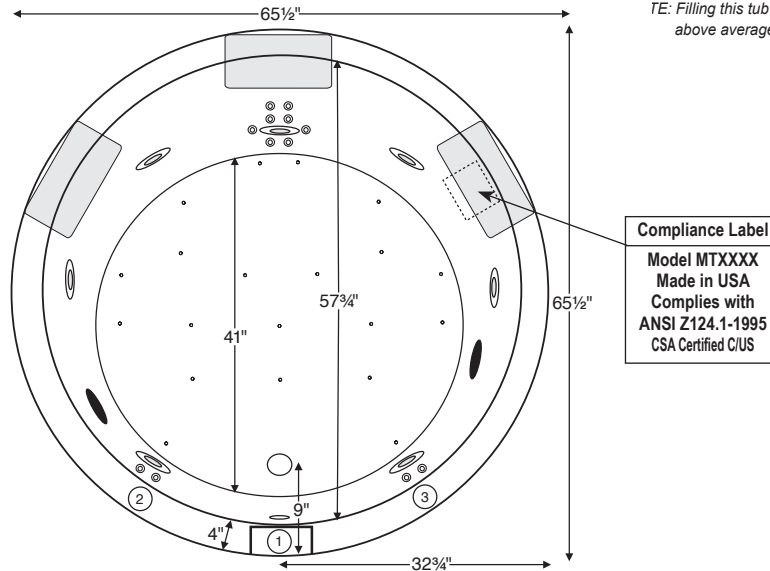
**Plumbed Weight** - 144 lbs / 65 kg

**Soaker Weight** - 121 lbs / 55 kg

**Average Fill** - 60 gal to above jet level

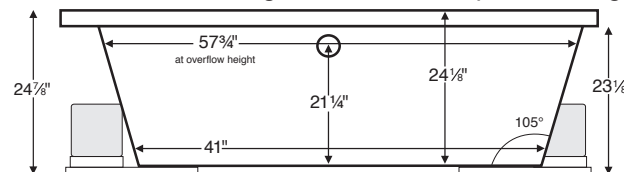
**Maximum Fill** - 147 gal to overflow

*TE: Filling this tub to the maximum may require an above average size or dedicated water heater.*



Numbered areas on tub deck represent possible locations to install cleaning systems, faucets and other fixtures. When ordering Fill-Flush and location 1 is chosen, the detergent feeder will need to be offset to the left or the right.

Shown with Air Massage and Ultra Whirlpool Package.



**IMPORTANT:**  
Air baths and tubs with a pre-leveled foam base add 2-3" to overall tub height.

### ELECTRICAL COMPONENTS & SPECIFICATIONS

Required Electrical Service - 110 Volt

Hydrotherapy Package	Components Included	GFCI
Standard Whirlpool	2-bhp pump, inline heater	1-15 amp
Ultra Whirlpool	2 2-bhp pumps, inline heater	2-20 amp
Air Massage	heated blower	1-15 amp
Air Massage Elite	heated blower, chromatherapy	1-15 amp
Air Massage with Standard Whirlpool	2-bhp pump, inline heater, heated blower	1-15 amp, 1-20 amp
Air Massage with Ultra Whirlpool	2 2-bhp pumps, inline heater, heated blower	2-20 amp
Air Massage Elite with Standard Whirlpool	2-bhp pump, inline heater, heated blower, chromatherapy	1-15 amp, 1-20 amp
Air Massage Elite with Ultra Whirlpool	2 2-bhp pumps, inline heater, heated blower, chromatherapy	2-20 amp

For electrical requirements of tub options, see page C-2.

CSA Certified C/US; ANSI Z124.1 for plastic tubs and ANSI 112.19.7 for whirlpool components.










### IMPORTANT ORDERING & INSTALLATION INFORMATION:

- Before ordering or installing, please consider future access to equipment.
- Add bedding compound to fully level and support bottom of tub.
- Tubs equipped with an air bath or a pre-leveled foam base are designed to rest on the floor *without* bedding compound, provided the floor is level.
- **Overall tub height is increased by approx. 2-3" when tub is equipped with any air bath package or when pre-leveled foam base or frame system is ordered.**
- Please measure tub **on-site** before building tub decking.
- Suction and control locations may vary.
- Specifications and configurations are subject to change without notice.
- Measurements are  $\pm 1/2"$  and are subject to change without notice.
- Measurements herein supersede all others published prior to publication date shown below.

See the "Designer Collection Tubs Installation & Operation Manual" included with tub delivery or go to [mtibaths.com/support/installation\\_operation/manuals](http://mtibaths.com/support/installation_operation/manuals) for all the information necessary to install and operate the tub.

MTI's Customer Service Department is available Monday-Friday 8am-6pm EST at 800-783-8827 or [customerservice@mtibaths.com](mailto:customerservice@mtibaths.com) to answer any questions pertaining to ordering or installation.



Hydrotherapy Packages		Package Contents	Standard Pump/Blower Locations	Part # <i>Specify 'DI' for drop-in or 'UM' for undermount</i>	MSRP
Soaker		soaking bath - no jets		S69-DI S69-UM	\$2,630
Whirlpool Packages	Standard Whirlpool	7 point-massage jets, 2-bhp pump, inline heater		P69-DI P69-UM	
	Ultra Whirlpool	7 point-massage jets, 12 micro-jets with Tsubo massage, 2 2-bhp pumps, inline heater		P69U-DI P69U-UM	\$7,595
	Air Massage	20 air jets, heated air blower, Aromatherapy, pre-leveled foam base (increases overall height 2-3")		AST69-DI AST69-UM	
	Air Massage Elite	30 air jets, heated air blower, Aromatherapy, Chromatherapy LED lighting, Spa Mode, pre-leveled foam base (increases overall height 2-3")		AE69-DI AE69-UM	\$6,830
Air Bath / Whirlpool Combo Packages	Air Massage with Standard Whirlpool	7 point-massage jets, 2-bhp pump, inline heater, 20 air jets, heated air blower, Aromatherapy, pre-leveled foam base (increases overall height 2-3")		AW69-DI AW69-UM	
	Air Massage with Ultra Whirlpool	7 point-massage jets, 12 micro-jets with Tsubo massage, 2 2-bhp pumps, inline heater, 20 air jets, heated air blower, Aromatherapy, pre-leveled foam base (increases overall height 2-3")		AU69-DI AU69-UM	\$9,915
	Air Massage Elite with Standard Whirlpool	7 point-massage jets, 2-bhp pump, inline heater, 30 air jets, heated air blower, Aromatherapy, Chromatherapy LED lighting, Spa Mode, pre-leveled foam base (increases overall height 2-3")		AEAP69-DI AEAP69-UM	
	Air Massage Elite with Ultra Whirlpool	7 point-massage jets, 12 micro-jets with Tsubo massage, 2 2-bhp pumps, inline heater, 30 air jets, heated air blower, Chromatherapy LED lighting, Spa Mode, pre-leveled foam base (increases overall height 2-3")		AEAP69U-DI AEAP69U-UM	\$11,890

**Lead Time** - Soakers and Whirlpool Packages - 5 business days  
Air Baths and Combo Packages - 7 business days

**NOTES:** • Aromatherapy is eliminated for undermount applications  
• Air Baths or Pre-Leveled Foam Base increase overall height by 2-3".

Premium Options	NOTE: part codes for all options listed in parenthesis.
<b>Radiance</b> - integrated tub shell heating system (RAD100) <b>\$999</b> see p. C-5	
<b>Chromatherapy</b> - underwater LED lighting (LE) <b>\$560</b> see p. C-6 Included in some hydrotherapy packages listed above.	
<b>Stereo H<sub>2</sub>O</b> - includes 4 integrated audio transducers (STEREOH20) <b>\$1,099</b> Requires audio source(s) and amplification not provided by MTI - see p. C-7.	
Standard Options	
<b>Standard Colors:</b> White (CWH), Bone (CBN), Biscuit (CBS) <b>Color Upgrade:</b> (COL2) <b>\$485</b> See p. C-1 for individual color part codes.	
<b>Quick Ship</b> - reduces lead time - please call for availability (QSPRI) <b>\$350</b>	
<b>Textured, Slip-Resistant Bottom</b> - meets ASTM F-462-1994 (TXBTM) <b>\$70</b>	
<b>Virtual Spout</b> - high-flow integrated tub filler (FPMJ) <b>\$300</b> see p. C-11	
<b>Inline Heater</b> - included in some hydrotherapy packages listed above - see p. C-9 Soaker or Air Baths (HTISOAK) <b>\$695</b> Includes a recirculating pump.	
Installation Aids	
<b>Template</b> - Available for drop-in applications ONLY. (TEMPLATE69) No charge if shipped with tub. \$25 if shipped separately.	
<b>Pre-Leveled Foam Base</b> - for soaker or whirlpools (PLFOAM) <b>\$165</b> see p. C-27	

Accessories & Hardware for All Packages
<b>Drain Kits</b> - other finishes also available see pp. C-12-13
<b>Toe-Tap with Round Overflow</b> - Chrome (WOTTC) <b>\$260</b> ; Brushed Nickel (WOTBN) <b>\$265</b> ; Polished Nickel (WOTPN) <b>\$315</b>
<b>Cable Driven</b> - Chrome (WOCD) <b>\$290</b> ; Brushed Nickel (WOCDN) <b>\$335</b> ; Polished Nickel (WOCDPN) <b>\$475</b> ; Oil-Rubbed Bronze (WOCDOR) <b>\$475</b>
<b>Lift &amp; Turn</b> - Chrome (WOC) <b>\$115</b> ; Brushed Nickel (WOBN) <b>\$210</b>
<b>Pillows</b> - from <b>\$115</b> see p. C-14
<b>Teak Bath Mat</b> (TK-MAT3018) <b>\$395</b> custom sizes also available - see p. C-15
Accessories & Cleaning Systems for Whirlpool Packages
<b>Trim Kits</b> - must be ordered at time of tub purchase; other finishes available - see p. C-19 Standard Whirlpool - Chrome (TRC) <b>\$220</b> ; Brushed Nickel (TRBN) <b>\$550</b> Ultra Whirlpool - Chrome (TRCU) <b>\$295</b> ; Brushed Nickel (TRBNU) <b>\$750</b>
<b>Pump Upgrade</b> - 3-bhp (PUMP3) <b>\$230</b>
<b>Additional Jet Options</b> see p. C-18
<b>Whirlpool Cleaning Systems</b> - see pp. C-20-24 Fill-Flush (FFSO) <b>\$560</b> ; Simple Touch (FFE) <b>\$650</b>
<b>Ozonator</b> - bath water purification system (OZONE) <b>\$495</b> see p. C-25