



DESIGNER COLLECTION TUBS MODEL # 29

Georgian 4

59.5" x 35.5" x 19.875"

GENERAL SPECIFICATIONS:

Material - Acrylic

Installation - Drop-in (cannot be undermounted)

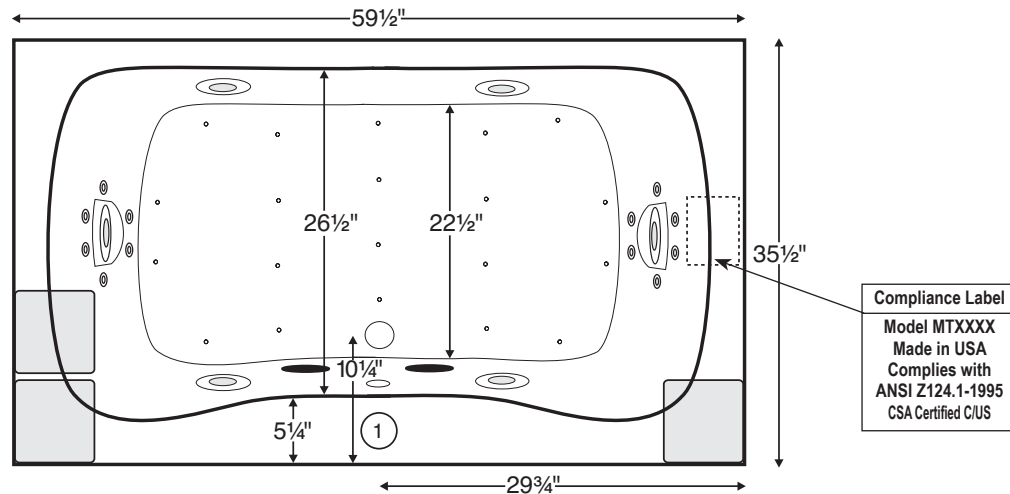
Plumbed Weight - 125 lbs / 57 kg

Soaker Weight - 100 lbs / 45 kg

Average Fill - 30 gal to above jet level

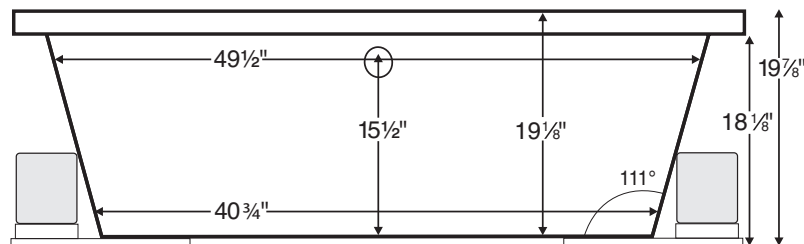
Maximum Fill - 56 gal to overflow

NOTE: Filling this tub to the maximum may require an above average size or dedicated water heater.



Numbered areas on tub deck represent possible locations to install cleaning systems, faucets and other fixtures.

Shown with Air Massage and Ultra Whirlpool Package.



IMPORTANT:
Air baths and tubs with a pre-leveled foam base or frame system add 2-3" to overall tub height.

ELECTRICAL COMPONENTS & SPECIFICATIONS

Required Electrical Service - 110 Volt

Hydrotherapy Package	Components Included	GFCI
Standard Whirlpool	2-bhp pump	1-15 amp
Ultra Whirlpool	2 2-bhp pumps, inline heater	2-20 amp
Air Massage	heated blower	1-15 amp
Air Massage Elite	heated blower, chromatherapy	1-15 amp
Air Massage with Standard Whirlpool	2-bhp pump, heated blower	2-15 amp
Air Massage with Ultra Whirlpool	2 2-bhp pumps, inline heater, heated blower	2-20 amp
Air Massage Elite with Standard Whirlpool	2-bhp pump, heated blower, chromatherapy	2-15 amp
Air Massage Elite with Ultra Whirlpool	2 2-bhp pumps, inline heater, heated blower, chromatherapy	2-20 amp

For electrical requirements of tub options, see page C-2.

CSA Certified C/US; ANSI Z124.1 for plastic tubs and ANSI 112.19.7 for whirlpool components.






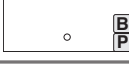



IMPORTANT ORDERING & INSTALLATION INFORMATION:

- Before ordering or installing, please consider future access to equipment.
- Add bedding compound to fully level and support bottom of tub.
- Tubs equipped with an air bath or a pre-leveled foam base are designed to rest on the floor *without* bedding compound, provided the floor is level.
- **Overall tub height is increased by approx. 2-3" when tub is equipped with any air bath package or when pre-leveled foam base or frame system is ordered.**
- Please measure tub **on-site** before building tub decking.
- If you are planning to use a glass enclosure, MTI must be advised when ordering for possible relocation of controls.
- Suction and control locations may vary.
- Specifications and configurations are subject to change without notice.
- Measurements are $\pm 1/2"$ and are subject to change without notice.
- Measurements herein supersede all others published prior to publication date shown below.

See the "Designer Collection Tubs Installation & Operation Manual" included with tub delivery or go to mtibaths.com/support/installation_operation/manuals for all the information necessary to install and operate the tub.

MTI's Customer Service Department is available Monday-Friday 8am-6pm EST at 800-783-8827 or customerservice@mtibaths.com to answer any questions pertaining to ordering or installation.



Hydrotherapy Packages	Package Contents	Standard Pump/Blower Locations	Part #	MSRP
Soaker	soaking bath - no jets		S29	\$1,280
Whirlpool Packages	<i>Standard Whirlpool</i> 6 point-massage jets, 2-bhp pump		P29	\$2,645
	<i>Ultra Whirlpool</i> 6 point-massage jets, 12 micro-jets with Tsubo massage, 2 2-bhp pumps, inline heater		P29U	\$4,370
Air Bath Packages	<i>Air Massage</i> 20 air jets, heated air blower, Aromatherapy, pre-leveled foam base (increases overall height 2-3")		AST29	\$3,880
	<i>Air Massage Elite</i> 30 air jets, heated air blower, Aromatherapy, Chromatherapy LED lighting, Spa Mode, pre-leveled foam base (increases overall height 2-3")		AE29	\$5,480
Air Bath / Whirlpool Combo Packages	<i>Air Massage with Standard Whirlpool</i> 6 point-massage jets, 2-bhp pump, 20 air jets, heated air blower, Aromatherapy, pre-leveled foam base (increases overall height 2-3")		AW29	\$5,380
	<i>Air Massage with Ultra Whirlpool</i> 6 point-massage jets, 12 micro-jets with Tsubo massage, 2 2-bhp pumps, inline heater, 20 air jets, heated air blower, Aromatherapy, pre-leveled foam base (increases overall height 2-3")		AU29	\$6,800
	<i>Air Massage Elite with Standard Whirlpool</i> 6 point-massage jets, 2-bhp pump, 30 air jets, heated air blower, Aromatherapy, Chromatherapy LED lighting, Spa Mode, pre-leveled foam base (increases overall height 2-3")		AEAP29	\$6,750
	<i>Air Massage Elite with Ultra Whirlpool</i> 6 point-massage jets, 12 micro-jets with Tsubo massage, 2 2-bhp pumps, inline heater, 30 air jets, heated air blower, Aromatherapy, Chromatherapy LED lighting, Spa Mode, pre-leveled foam base (increases overall height 2-3")		AEAP29U	\$8,110

Lead Time - Soakers and Whirlpool Packages - 5 business days
Air Baths and Combo Packages - 7 business days

NOTE: Air Baths, Pre-Leveled Foam Base or Frame Systems increase overall height by 2-3".

Premium Options	NOTE: part codes for all options listed in parenthesis.
Stream Bath - provides a relaxing water current (STREAM) \$1,695 Available for soaker or air bath packages only. See p. C-3 for detailed specifications.	
Radiance - integrated tub shell heating system (RAD100) \$999 see p. C-5	
Chromatherapy - underwater LED lighting (LE) \$560 see p. C-6 Included in some hydrotherapy packages listed above.	
Stereo H₂O - includes 4 integrated audio transducers (STEREOH20) \$1,099 Requires audio source(s) and amplification not provided by MTI - see p. C-7.	
Standard Options	
Standard Colors: White (CWH), Bone (CBN), Biscuit (CBS) Color Upgrade: (COL1) \$285 See p. C-1 for individual color part codes.	
Quick Ship - reduces lead time - please call for availability (QSPRI) \$350	
Textured, Slip-Resistant Bottom - meets ASTM F-462-1994 (TXBTM) \$70	
Virtual Spout - high-flow integrated tub filler (FPMJ) \$300 see p. C-11	
Inline Heater - included in some hydrotherapy packages listed above - see p. C-9 Whirlpools or Combo Packages (HTI) \$495 Soaker, Air Baths or Stream Bath (HTISOAK) \$695 Includes a recirculating pump.	
Installation Aids	
Tile Flange must specify flange location(s) on order - see p. C-26 Integral tile flange on 3 sides (ITF) \$220 Factory-Installed on 3 sides - rigid ABS (TFK3) \$175 Field Install Kit - includes rigid ABS & adhesive (TFKNI) \$160	
Pre-Leveled Foam Base - for soaker or whirlpools (PLFOAM) \$165 see p. C-27	
Pre-Leveled Frame and Foam Base (PLF) \$475 see p. C-27	
Pre-Leveled Frame and Foam Base with Skirting see pp. C-27-C-29 for info.	

Accessories & Hardware for All Packages
Drain Kits - other finishes also available see pp. C-12-13
Toe-Tap with Round Overflow - Chrome (WOTTC) \$260 ; Brushed Nickel (WOTTBN) \$265 ; Polished Nickel (WOTTPN) \$315
Cable Driven - Chrome (WOCD) \$290 ; Brushed Nickel (WOCDN) \$335 ; Polished Nickel (WOCDPN) \$475 ; Oil-Rubbed Bronze (WOCDOR) \$475
Lift & Turn - Chrome (WOC) \$115 ; Brushed Nickel (WOBNI) \$210
Grab Bars - 9" Curved, set of 2 see p. C-14 Acrylic - color-matched with tub - standard colors only (GB) \$290 Metal - Chrome (GBMCC), Brushed Nickel (GBMCBN) \$320
Pillows - from \$115 see p. C-14
Teak Bath Mat (TK-MAT3018) \$395 custom sizes also available - see p. C-15
Accessories & Cleaning Systems for Whirlpool Packages
Trim Kits - must be ordered at time of tub purchase; other finishes available - see p. C-19 Standard Whirlpool - Chrome (TRC) \$220 ; Brushed Nickel (TRBN) \$550 Ultra Whirlpool - Chrome (TRCU) \$295 ; Brushed Nickel (TRBNU) \$750
Pump Upgrade - 3-bhp (PUMP3) \$230
Additional Jet Options see p. C-18
Whirlpool Cleaning Systems - see pp. C-20-24 Fill-Flush (FFSO) \$560 ; Simple Touch (FFE) \$650
Ozonator - bath water purification system (OZONE) \$495 see p. C-25